

Name _____

How to Perform a Close Read

Close reading is thoughtfully and actively reading, rereading, and analyzing a challenging text for deep understanding.

It is helpful to write responses and comments on the text or on a post-it. This is called annotating.

Use the Following Strategies

- 1. Before You Read:**
 - ❖ Number the paragraphs for easy reference.
 - ❖ Break the text up into sections, called "chunks." A chunk could be a paragraph, more than a paragraph, or less. Draw a line under each chunk.

- 2. Read the Passage. Mark the Following:**

On the Left:
*Check what you understand.

On the Right:
*Question parts you don't understand.

- 3. Reread the Text. Mark the Following:**

Within the Text:

- * Mark key words and details.
- * Circle unfamiliar words.
- * Mark parts that are interesting or surprising.

On the Left:

- *Summarize each chunked section.

On the Right:

- *Connect the text with what you already know.
- *Determine the main idea and purpose.
- *Write down any new questions the text raises.

How to Perform a Close

Read

NAME S

Number the Paragraphs

Arrange Chunks








Mark for Understanding
and Questions

Establish Main Idea and
Purpose

Summarize Chunks

for annotating text during a close read

TOUR

Symbol	Meaning
	Important
	Key Word or Detail
	I Understand
	Unfamiliar Vocabulary Word
	I Don't Understand
	I'm Surprised!
	I Made a Connection
Words and Comments	I'm Thinking!